



Welcome to

The Rook Retreat

Rackham Road

Amberley

BN18 9NT

Thanks for choosing our house to stay at for your weekend away.
We hope you enjoy staying here as much as we love living here.

CHECK IN

We have a self check in key box to the right of the main yellow front wooden doors on the fence post.

The code is **8585** - please leave the keys in the box when you leave and scramble the numbers

CHECK IN 4pm
CHECK OUT 10am

Emergency contacts

Jemma 07568528351
Damian 07979650705

We will leave the front door key and the pantry door key for you. Please note in very rainy weather the antique front door swells up so might be a little stiff. We suggest in this weather using the pantry door to the left of the main front door. It will save you getting wet whilst trying to open the door.

When you go out please pull the gate to for security

House policies

The beauty of being hosts is that our relationships are built out of trust. We trust you'll have an amazing stay and please do leave the house as you found it as we love to return full deposits.


Please....

- No shoe policy in the house to protect the floors from heel damage and dirt
- No extra guests are permitted to stay beyond 10 guests
- No parties or functions without prior consent
- No glitter/ paper cannons
- Balloons must be burst before leaving
- Fridge must be emptied and all food taken home with you
- No animals without prior permission
- No furniture to be moved
- Alert us to any damage on arrival
- Let us know immediately if something breaks
- Don't throw cigarette butts off the balcony and no smoking inside the house at any point.
- Ensure no scratches are made to the cooker hob and clean with a non abrasive cloth.
- Please ensure you wash up and pop the dishwasher on before you leave.

Please do leave the house as you found it.
We reserve the right to claim extra fees for cleaning if the house isn't left as found.

WIFI

Please find the password for the Wi-Fi on the back of this wooden postcard on the sideboard in the kitchen. Scan the code and it will connect



NOISE

Our neighbour will message us any noise complaints and we reserve the right to ask you to leave immediately if the noise persists without any refund for any remaining nights stay. Please do consider noise travels across the valley.

Music needs to be kept considerate and not be heard from outside of the property. To help with noise please close all windows and doors after 10pm

BBQ

We have one Coal BBQ by the kitchen and two in the woodland areas

The BBQ must be cleaned after every use.

If the BBQ's are left dirty then we will charge £30 per BBQ for cleaning from your deposit

Whilst we are happy for you to use our woodland area and the outside BBQ's we do ask that you restrict noise to avoid neighbour complaints. We ask that you come inside the property and close all main doors by 10pm

RUBBISH

Please separate your rubbish (there are 2 bins under the sink counter). In the recycling bin please put paper, glass, plastic bottles, silver foil, plastic bottles, plastic meat trays and cans. Everything else in the other house waste bin.

Please note that if the bins are mixed up we will have to pay a private waste company to take away your rubbish at your cost of **£50** per bag.

So please recycle carefully!

Please put the bins out if you leave on a Sunday or Monday for a Tuesday morning collection.

All recycling must go into the Blue top bins - normal waste goes into the Green bin.

Please see the waste collection sheet so you know which bins need to be left out on which date. The bins need to go on the opposite side of the road outside of the main gate.

LINEN

We leave one large towel per person.

Please don't use extra laundry in the laundry room as we may not be around to wash this before the next guests arrive

STAIRS

Our stairs are a modern design with a hand rail to one side only.

Please take care on the stairs and also watch any children as stair gates cannot be fitted. Please ask kids to take off socks for health and safety, to avoid slips.

HOT WATER

We have a large hot water tank however for big groups please stagger baths and showers as the hot water isn't endless. Please don't fiddle with the water heater in the laundry room! You won't get more hot water if it's run out!

If you're having a jacuzzi bath /concrete bath then be aware that they take a lot of water so the water for showers will be limited until the tank fills up again. When running a bath please run some cold water first and then top up with the hot!

FREEZER SPACE

There is very limited freezer space; the icebox above the fridge and one small counter freezer in the pantry, so please be aware of over ordering frozen goods.

BOILING WATER

In the kitchen left tap is a boiling water tap.

Push the left lever down and towards you for boiling hot water (leave to run for three seconds until you see steam)

If you need more hot water we have a spare kettle

PLEASE TELL ALL GUESTS THE LEFT TAP IS THE BOILING HOT WATER TAP AS SCALDING IS GUARANTEED IF NOT INFORMED

VISION

For TV in the lounge we use the projector screen only, which does not have any terrestrial channels, only Apple TV. Feel free to use our Netflix account and watch whatever you like, and of course If you have an iTunes account you can rent or buy movies.

THE GUEST NETFLIX ACCOUNT PASSWORD IS 1066

You can screen share from your Apple device to the projector. You might like to bring your laptop/iPad plus adaptor so you can watch your choice of films on the big screen if you don't use Apple devices.

The projector is set up ready for you, just switch on the plugs at the wall behind the speaker, and use the small Apple TV remote.

SOUND

The system in the kitchen is very easy - just turn on the amp and connect your phone to the Bluetooth device - a small black box on the amp. This is called TaoTronics TT on your Blue tooth list. Hold the On button down until the LED flashes, then it will show up and you can connect. It will only connect to one device at once.

Upstairs there's a vinyl record player, with built in speaker which you are free to use.

LIGHTS

There are a lot of lights and switches in the house! Trying them all is probably the best way to find out what does what 😊
The more interesting lights are the neon lights.

The red heart neon switch is right behind it, in the secret room behind the black wood clad door - Behind the bed head.

The SICK neon light switch is in the master suite, under the main window to the right.

The switch orange 'hell' neon, in the kitchen by the fireplace, is right behind, bottom right on the wall.

Down the hall way on ground floor there's normal spots or a neon strip (which is nicer) there's a switch for these in the entrance hall or outside the study on the wall.

Light switch for the terrace are by the kitchen terrace door.

The outside lights at the front and front yard are automatic so will come on and off with the sun.

ANIMALS

Please obtain written permission before bringing any animals
All poo must be picked up before your leave

LOCAL PUBS

<https://www.amberleyblackhorse.co.uk/>

Walking distance 10 mins

<https://thesportsmansussex.co.uk/>

Walking distance 5 mins

<https://www.bridgeinnamberley.com/>

Walking distance 30 mins

<https://www.thepighotel.com/in-the-south-downs/>

Drive - 10 mins

The Best Pizza ever! Restaurant and take away (collection)

The Boathouse 01243 971880

5 mins drive

BOAT & BIKE HIRE

<https://www.riversidesouthdowns.com/>

PRIVATE CHEF

Barney

07771873704

Vegan cookery

Toni

07480162162

LOCAL ACTIVITIES

Yoga instructor

Sound Bath

Candle making

Beauty Treatments

Dynamic ladies clay pigeon shooting

Beach Hut hire - West Whitterings Beach

Please ask Jemma for details

WALKS

We are surrounded by walks everywhere

Your best bet is to plan walks via this site

Amberley

Distance: 2.5 miles/4km

Time: 1.5–2 hours

Bus: 73 (check timetables)

Compass: Bus

Train: Regular services from London/south coast

Access: Some stiles, some sections of the path may be boggy in wetter months

Key: Walk, Footpath, Bridleway

Amberley walk

Amberley is a chocolate box village with many old buildings, thatched cottages, a castle, a church, two pubs and a shop. There is also a working pottery.

Amberley Wild Brooks is a large area of flood meadows, one of the richest wetlands remaining in the UK.

Route Instructions

- 1 From **Amberley Station** cross over the road to the pavement and turn left under the railway bridge. Shortly after this take the footpath on your right along the bottom of the railway embankment. Follow the footpath along the river bank until you arrive opposite **Bury**.
- 2 Turn right, away from the river, and follow the footpath across some low lying fields (this section of path can be boggy in wetter months). After crossing the railway line and passing a section of the castle walls you arrive in **Amberley village**.
- 3 Turn left at the junction shortly after passing the **Pottery**.
- 4 To extend the walk, take the steep track down to **Amberley Wild Brooks** before returning the same way. This will give you a flavour of this extensive and important wetland area.
- 5 At the junction turn right and walk downhill, past the village shop, and turn right at the next junction just before **Amberley Village Tea Room**.
- 6 You've now arrived back where you were at route point 3 but going the other way. This time turn left and take the footpath opposite the road which will take you past the **village recreation ground** to the main road.
- 7 At the main road turn right along the verge path back to **Amberley Station**.

Walks near Amberley

Discover another way to visit the South Downs National Park. Go to www.traveline.co.uk or call 0871 200 22 33 to find public transport information. For train timetables, visit www.nationalrail.co.uk or call 08457 484950.

South Downs National Park

The South Downs National Park is Britain's newest National Park, rich in landscape, culture and wildlife. Discover ancient woodland and enjoy spectacular views as you explore the open downs and heathlands. Within these landscapes lie bustling market towns and peaceful rural villages, historic houses and the remains of ancient settlements.

Contact us

South Downs National Park Authority


Tel: 0300 303 1053

Web: www.southdowns.gov.uk

Twitter: @SDNPA Facebook: SDNPA

Please follow the Countryside Code: Leave gates as you find them and keep dogs under close control or on a lead.

Where in the South Downs National Park:





Details correct at time of going to print. Please be aware that routes are shared with other users (cyclists, pedestrians, dogs, horses etc) and users of the SDNPA Walk and Ride Leaflet Series do so at their own risk. We do not accept any responsibility for loss, damage or injury however caused arising directly or indirectly from use of this leaflet. Contains Ordnance Survey data © Crown copyright and database right 2013.

NATIONAL TRAIL

South Downs National Park

Walks near Amberley

Leave your car at home, take the bus or train

FYI

We leave basics in the house like salt/pepper/ spices/ some teas and coffee etc
 We don't leave cooking oil
 Please buy coffee pods

All major supermarkets deliver to our house